





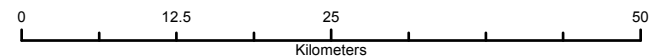


Legend

Channel Type

-  Supply
-  Drainage
-  Wakool Tullakool Sub Surface Drainage Scheme
-  Wakool Tullakool Sub Surface Drainage Scheme Boundary
-  Wakool Tullakool Sub Surface Drainage Scheme Evaporation Ponds
-  Area of Operations



Murray Irrigation Area of Operations